

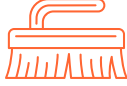








BATHROOM CLEANING

Checklist

MATERIALS:

Rubber gloves 	Toilet brush 	Stiff bristle brush 	Paper towels 
All-purpose, toilet, & glass cleaner 	Vacuum 	Duster 	Broom 

No	TO DO:	
1	Remove and store all knickknacks such as shampoo bottles and decor items	
2	Dust all surfaces including shelves, light fixtures, mirrors, walls, and fans	
3	Clean mirrors and glass surfaces using a glass cleaner	
4	Scrub and remove soap scum from the shower, tub, and sink	
5	Flush the sink drain	
6	Clean the toilet bowl using a toilet brush, then wipe down/disinfect the exterior	
7	Wipe down all cabinets and drawers	
8	Clean and disinfect all light switches, doorknobs, and handles	
9	Wipe down and clean windows and windowsills	
10	Wash and replace shower curtain, liner, and bathmat	
11	Remove towels and replace with fresh ones	
12	Scrub the floor/tile grout with a stiff bristle brush	
13	Sweep up any dust, hair, or debris and vacuum it up	
14	Take out any garbage and replace the lining	
15	Reorganize all contents in their designated locations	